



**DECISION DOCUMENT and  
COST SHARE AGREEMENT**

**Between  
UNITED STATES DEPARTMENT OF AGRICULTURE  
FOREST SERVICE  
HELENA-LEWIS AND CLARK NATIONAL FOREST  
and  
STATE OF MONTANA  
DEPARTMENT OF NATURAL RESOURCES AND CONSERVATION  
CENTRAL LAND OFFICE**

This agreement is to document decisions and the cost sharing for the Alice Creek incident in accordance with the 2017-2021 MONTANA COOPERATIVE WILDLAND FIRE MANAGEMENT AND STAFFORD ACT RESPONSE AGREEMENT 17-FI-11015600-010.

**Incident Information:**

Incident Name:	<b>ALICE CREEK</b>
Incident Start Date and Time:	7/22/2017 1830
Origin:	T16N: R7W: Section 8 USFS lands
Total Acres:	29,256 acres
Incident Cause:	Lightning

Incident Numbers by Protection Agency:

<b>Agency</b>	<b>Incident #</b>	<b>Accounting Code</b>
USFS	MT-HLF-000179	P1K7QW (0115)
MT DNRC	MT-HLF-000179	977012

**DECISIONS and ACTIONS:**

- **UNIFIED COMMAND**

**Date:** 8/26/2017

**Decision:** USFS and DNRC in Unified Command beginning 8/27/17 0001 hours.

Forest Service is sole responsible Agency prior to that time/date.

**Rationale:** Fire originated on USFS lands and was managed solely by USFS until 8/26/2017 when the fire advanced onto private lands under DNRC protection. State assist was granted to the county activating DNRC management of private lands under county protection.

**Decision Makers:** Bill Avey, Hoyt Richards, Michael Stansberry

**Action(s) Taken to Implement Decision:**

- Joint Delegation of Authority
- Joint strategy discussions
- Costs prior to 8/27/17 will require by-resource validation in the financial systems using elsuite reports, resource orders, and transaction registers.



**Financial Responsibility for Actions:** Cost Share percentages will apply beginning on 8/27/2017.

- **LAW ENFORCEMENT REIMBURSEMENT**

**Date:** 9/3/2017

**Decision:** Law Enforcement outside of actual evacuations of residents will be reimbursed per normal procedures. The incident requested Lewis and Clark County Sheriff's Office to staff roadblocks for the incident for firefighter safety; this includes staffing road closures, security, and resources required to implement actions managed by Lewis and Clark Sheriff's Department.

**Decision Makers:** Bill Avey, Leo Dutton

**Action(s) Taken to Implement Decision:**

- S# issued for Road Closures staffing
- Coop Law Enforcement agreements apply for billing procedures
- MT Highway Patrol will bill via DNRC agreement.

**Financial Responsibility for Actions:** Cost Share percentages will apply. DNRC will accept MHP actual costs and apply to the cost share.

- **COUNTY ASSIST**

**Date:** 8/27/2017

**Decision:** State assistance was granted for the private lands under county protection

**Decision Makers:** John Huston, VFD chiefs

**Action(s) Taken to Implement Decision:**

- DNRC enters into Cost Share

**Financial Responsibility for Actions:** Cost Share percentages will apply

- **VFD REIMBURSEMENT**

**Date:** meeting on 9/7/2017

**Decision:** Structure Protection Division 1 and 2 may have reimbursements for staffing done by Volunteer Fire Departments. Structure protection assistance by VFDs was requested by IMTs several times starting 8/26 and continuing through the duration of the incident.

**Decision Makers:** John Huston, Fire Chiefs

**Action(s) Taken to Implement Decision:**

- DNRC will facilitate costs borne by VFDs and apply charges outside of VFD's responsibility to the total cost of the incident.

**Financial Responsibility for Actions:** Cost Share percentages will apply

- **COST SHARE BY PROTECTION ACRES**

**Date:** 8/31/2017

**Decision:** Total incident costs will be apportioned on a per acre basis starting 8/27/2017

**Rationale:** Acres split is commensurate with strategy and objectives on the incident

**Decision Makers:** Bill Avey, Hoyt Richards

**Action(s) Taken to Implement Decision:**



- Cost share breakdown per ownership/protection mapping and percentage split below
- USFS costs prior to 8/27/2017 are estimated around \$2 million. Calculating the costs paid by USFS only from 7/22/2017 to 8/26/2017 will be determined by the actual costs to USFS via their accounting system for FY2017 – July and August reports. The most substantial costs for this timeframe are aviation and contract crew resources which are discernable in the USFS reporting system.
- Renegotiation may occur if fire grows primarily onto private lands to the East.

**Financial Responsibility for Actions: MT DNRC and USFS**

**COST SHARE:**

**Cost Share Period:**

This agreement becomes effective on the date indicated below. The end date of this agreement is indicated below; however, due to agency financial system limitations, cost sharing may occur through end of month, and will require validation by resource for efforts prior to August 27 and past September 19, 2017.

- State date/time: August 27, 2017 – date of unified command
- End date/time: September 19, 2017 – release of final IMT with travel home  
IMT resources still traveling past this date will be part of the cost share period

**Cost Share Methodology:**

Costs for this incident will be shared on an agency percentage of total final acres, by protection.

Acres and percentages will be updated as fire progresses. Cost divisions and potentially cost allocations may be discussed further if fire progresses substantially onto private lands to the East.

Jurisdiction and Protection Agency	Protected Acres
USFS Ownership, USFS Protection	17791.8
Private Ownership, USFS Protection	645.2
<b>Total USFS Protection Acres</b>	<b>18437</b>
DNRC Ownership, DNRC Protection	620.4
USFS Ownership, DNRC Protection	170.9
BLM Ownership, DNRC Protection	313.7
Private Ownership, DNRC Protection	6437.2
<b>Total DNRC Protection Acres</b>	<b>7542.2</b>
Private Ownership, County Protection	3276.8
<b>Total County Protection Acres*</b>	<b>3276.8</b>

\* DNRC assumes the County protection through the County Assist granted on 8/27



**Estimated Agency Apportionment (rounded up):**

Federal Share:       **63%**

USFS Ownership, USFS Protection	17791.8	60.8%
Private Ownership, USFS Protection	645.2	2.2%

MT DNRC Share:    **37%**

DNRC Ownership, DNRC Protection	620.4	2.1%
USFS Ownership, DNRC Protection	170.9	0.6%
BLM Ownership, DNRC Protection	313.7	1.1%
Private Ownership, DNRC Protection	6437.2	22%
Private Ownership, County Protection	3276.8	11.2%

**Other conditions relative to this agreement:**

1. Costs incurred by cooperators not engaged with the host agencies or IMT in the fire suppression activities will not be included as a part of this cost share agreement.
2. Responsibility for tort claim costs will not be a part of this agreement. Responsibility for these costs will be determined outside this agreement.
3. Costs for accountable, sensitive, and durable property purchased by each agency will be charged directly to that agency and will not be shared.
4. Non-suppression rehabilitation costs are the responsibility of the jurisdictional agency and will not be shared.
5. Each agency will bill for their costs as outlined in the MONTANA COOPERATIVE WILDLAND FIRE MANAGEMENT AND STAFFORD ACT RESPONSE AGREEMENT billing procedures.





**Principal Contacts:**

Title:	Name:	Agency:
Agency Administrator	William Avey	USFS – Helena – Lewis and Clark Forest Supervisor
Agency Representative	Michael Stansberry Mike Munoz	USFS – Lincoln District Ranger USFS – Rocky Mountain District Ranger
Agency Administrator	Hoyt Richards	DNRC – Central Land Office Area Manager
Agency Representative	Cory Calnan	DNRC – Central Land Office
Incident Business Advisor(s)	Lily Huskey Katie Svoboda	USFS – Central Zone Incident Business Specialist DNRC – Central Lands Office

**Attachments:**

- Fire Perimeter and Land Ownership Map
- Protection acres map and description


**Original Agreement: Alice Creek Cost Share #1**

- No previous agreements

**Signatures of Authorized Personnel:**

This agreement and the apportionment described are our best judgments of fair and equitable agency cost responsibilities.

**Helena – Lewis and Clark National Forest:**  
2880 Skyway Drive  
Helena, MT

Signature:  Date: 10/10/17  
William Avey, Forest Supervisor

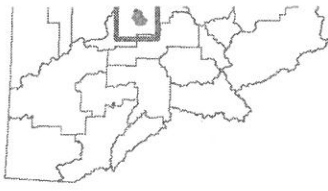
**MT Department of Natural Resources and Conservation**  
8001 North Montana  
Helena, MT

Signature:  Date: 10/12/2017  
Hoyt Richards, Area Manager

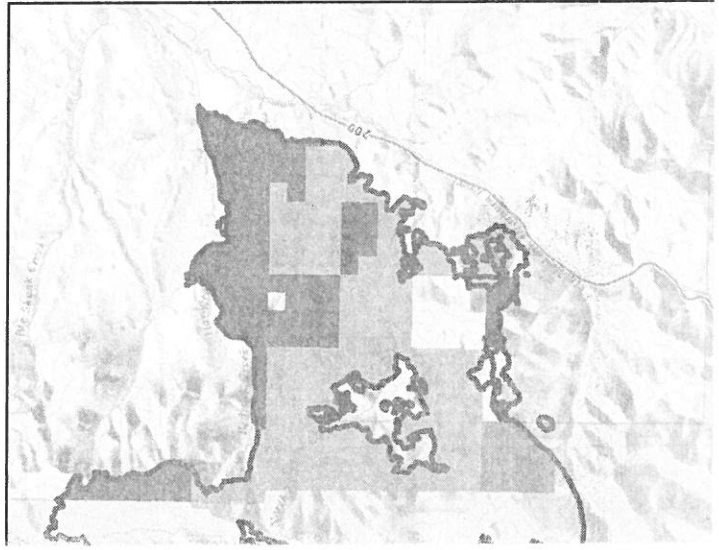
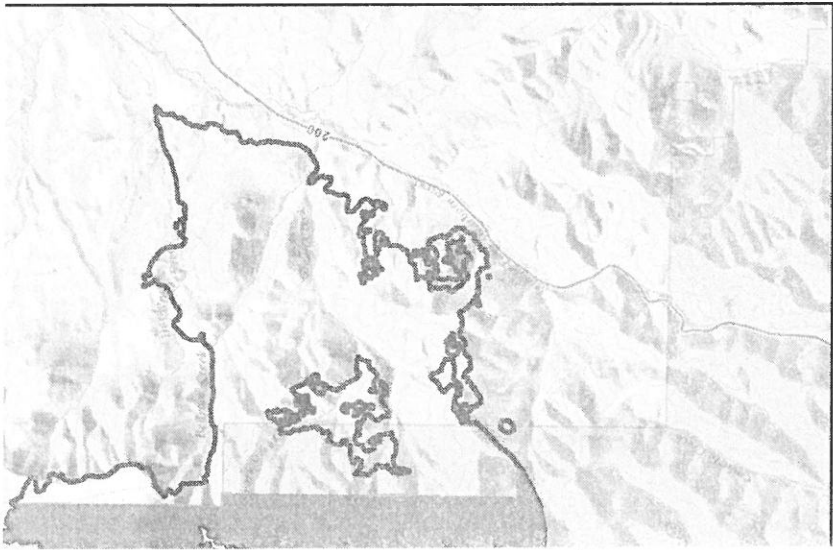
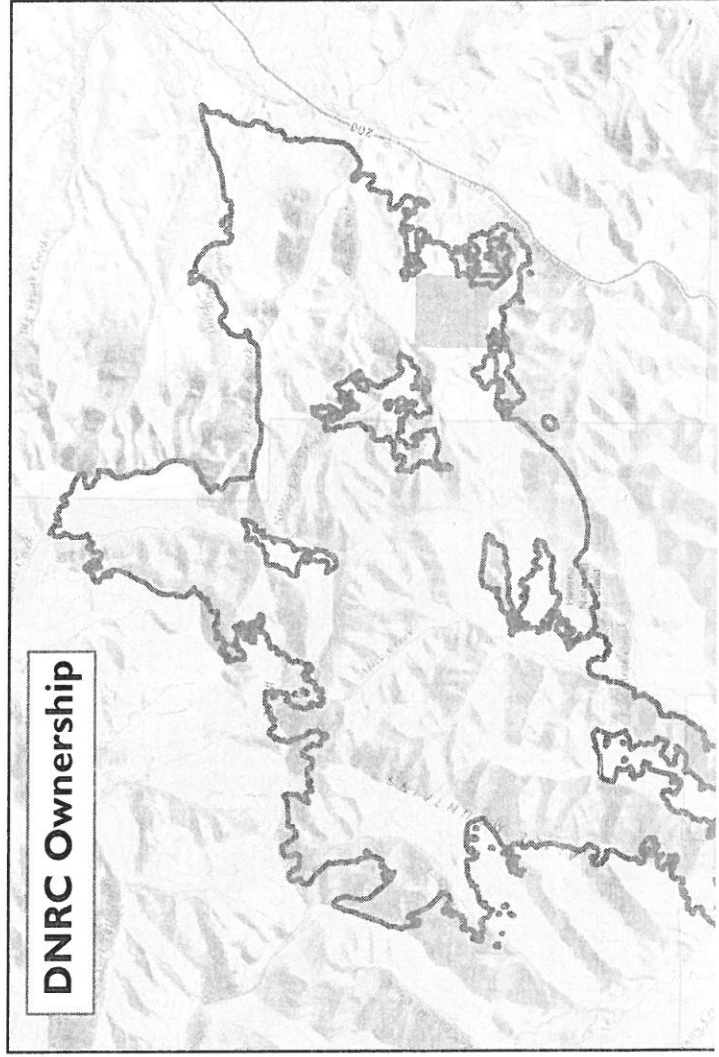
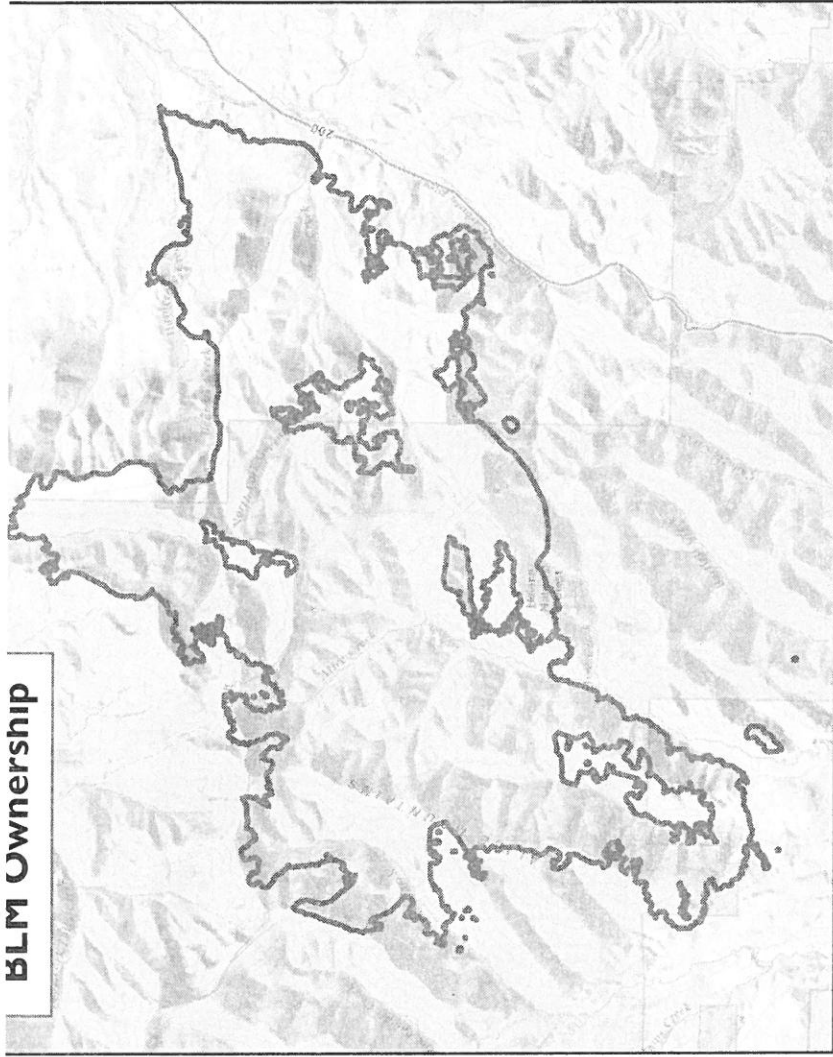




Agency	Own
USFS	17962
Private	10350
DNRC	620.4
BLM	313.6
<b>Total Acreage</b>	<b>29250</b>



Jurisdiction & P
USFS Ownership, USFS
Private Ownership, US
<b>Total USFS Protec</b>
DNRC Ownership, DNRC
USFS Ownership, DNRC
BLM Ownership, DNRC
Private Ownership, DN
<b>Total DNRC Direct Pr</b>







# Alice Creek Fire

MT-HLF-00179

Cost For 8/27/17 - 9/16/2017

**\$12,983,450**

Agency	Acres**	Percent	Cost Share Amount
USFS	17,912	67.9%	\$8,815,763
DNRC	11,341	32.1%	\$4,167,687
	<b>29,252</b>	<b>100.0%</b>	<b>\$12,983,450</b>

\*Cost pulled 9/16 @ 1550

\*Total Cost of Fire from 7/22 - 9/15 is \$15,013,652

\*Combined DNRC, Private and BLM, DNRC has protection responsibility BLM

\*\* No change since 9/14

Agency	Acres	Percent
USFS	17,911.77	61.2%
BLM	313.65	1.1%
DNRC	620.41	2.1%
Private	10,406.58	35.6%



**Ownership**  
 Alice Creek  
 MT-HLF-000179  
 09/16/2017 1100  
 29,252 Acres

- Legend**
- Perimeter 9/13
  - BLM
  - FS
  - PVT
  - ST

## Group Category Summary Report by Incident

Incident: ALICE CREEK (US-MT-HLF-000179) (07/22/2017 - 09/16/2017)

Group By Incident	07/22/2017	07/23/2017	07/24/2017	07/25/2017	07/26/2017	07/27/2017	07/28/2017
AIRTANKER	0	0	0	0	0	0	0
FIXED WING AIR	1,250	20,560	0	7,500	0	0	0
HEAVY HELI	8,911	69,673	37,152	10,450	11,000	42,849	45,391
LIGHT HELI	7,467	8,792	2,897	2,136	4,794	2,740	1,448
MEDIUM HELI	5,785	13,304	0	17,559	25,025	7,520	0
RETARDENT	0	0	0	0	0	0	0
<b>AIRCRAFT TOTAL</b>	<b>23,413</b>	<b>112,329</b>	<b>40,049</b>	<b>37,645</b>	<b>40,819</b>	<b>53,109</b>	<b>46,839</b>
HANDCREW-OTHER	0	0	0	0	0	0	0
HANDCREW-TYPE 1	0	0	0	0	0	0	0
HANDCREW-TYPE 2	0	0	0	0	0	0	0
HANDCREW-TYPE 2 1A	0	15,040	15,040	15,040	15,040	15,040	15,040
<b>CREWS TOTAL</b>	<b>0</b>	<b>15,040</b>	<b>15,040</b>	<b>15,040</b>	<b>15,040</b>	<b>15,040</b>	<b>15,040</b>
DOZERS	0	0	0	0	0	0	0
ENGINES	0	0	0	0	0	0	0
OTHER EQUIPMENT	0	0	0	0	0	0	0
<b>EQUIPMENT TOTAL</b>	<b>0</b>	<b>0</b>	<b>0</b>	<b>0</b>	<b>0</b>	<b>0</b>	<b>0</b>
DIRECT PERSONNEL	2,220	2,220	2,220	2,220	2,220	2,220	2,220
<b>LINE PERSONNEL TOTAL</b>	<b>2,220</b>	<b>2,220</b>	<b>2,220</b>	<b>2,220</b>	<b>2,220</b>	<b>2,220</b>	<b>2,220</b>
<b>DIRECT TOTAL</b>	<b>25,633</b>	<b>129,589</b>	<b>57,309</b>	<b>54,905</b>	<b>58,079</b>	<b>70,369</b>	<b>64,099</b>
INDIRECT PERSONNEL	0	0	0	0	0	0	0
<b>CAMP PERSONNEL TOTAL</b>	<b>0</b>	<b>0</b>	<b>0</b>	<b>0</b>	<b>0</b>	<b>0</b>	<b>0</b>
CAMP CREW	0	0	0	0	0	0	0
CATERER	0	0	0	0	0	0	0
FACILITIES/OTHER	0	50	50	50	50	130	540
MOB/DEMOB	0	0	0	0	0	0	0
OTHER EQUIPMENT	0	0	0	0	0	0	0
RESCUE MEDICAL	0	0	0	0	0	0	0
SHOWERS	0	0	0	0	0	0	0
SUPPLIES	0	0	13,570	850	2,195	2,960	0
VEHICLES	0	0	0	0	0	0	0
WATER TENDERS	0	0	0	0	0	0	0
<b>CAMP SUPPORT TOTAL</b>	<b>0</b>	<b>50</b>	<b>13,620</b>	<b>900</b>	<b>2,245</b>	<b>3,090</b>	<b>540</b>
<b>INDIRECT TOTAL</b>	<b>0</b>	<b>50</b>	<b>13,620</b>	<b>900</b>	<b>2,245</b>	<b>3,090</b>	<b>540</b>
<b>DAILY TOTAL</b>	<b>25,633</b>	<b>129,639</b>	<b>70,929</b>	<b>55,805</b>	<b>60,324</b>	<b>73,459</b>	<b>64,639</b>



## Group Category Summary Report by Incident

Incident: ALICE CREEK (US-MT-HLF-000179) (07/22/2017 - 09/16/2017)

	07/29/2017	07/30/2017	07/31/2017	08/01/2017	08/02/2017	08/03/2017	08/04/2017
AIRTANKER	0	0	0	0	0	0	0
FIXED WING AIR	7,500	0	0	0	0	0	0
HEAVY HELI	88,259	54,452	46,924	24,500	25,420	25,236	25,144
LIGHT HELI	1,532	7,097	6,461	672	2,511	686	1,532
MEDIUM HELI	5,785	1,157	0	0	0	0	0
RETARDENT	0	0	0	0	0	0	0
<b>AIRCRAFT TOTAL</b>	<b>103,076</b>	<b>62,706</b>	<b>53,385</b>	<b>25,172</b>	<b>27,931</b>	<b>25,922</b>	<b>26,676</b>
HANDCREW-OTHER	0	0	0	0	0	0	0
HANDCREW-TYPE 1	0	0	0	0	0	0	0
HANDCREW-TYPE 2	0	0	0	0	0	0	0
HANDCREW-TYPE 2 1A	15,040	15,040	15,040	15,040	15,040	15,040	15,040
<b>CREWS TOTAL</b>	<b>15,040</b>	<b>15,040</b>	<b>15,040</b>	<b>15,040</b>	<b>15,040</b>	<b>15,040</b>	<b>15,040</b>
DOZERS	0	0	0	0	0	0	0
ENGINES	0	0	0	0	0	0	0
OTHER EQUIPMENT	0	0	0	0	0	0	0
<b>EQUIPMENT TOTAL</b>	<b>0</b>	<b>0</b>	<b>0</b>	<b>0</b>	<b>0</b>	<b>0</b>	<b>0</b>
DIRECT PERSONNEL	2,220	4,995	5,820	5,820	5,820	5,820	5,820
<b>LINE PERSONNEL TOTAL</b>	<b>2,220</b>	<b>4,995</b>	<b>5,820</b>	<b>5,820</b>	<b>5,820</b>	<b>5,820</b>	<b>5,820</b>
<b>DIRECT TOTAL</b>	<b>120,336</b>	<b>82,741</b>	<b>74,245</b>	<b>46,032</b>	<b>48,791</b>	<b>46,782</b>	<b>47,536</b>
INDIRECT PERSONNEL	0	4,860	4,860	5,113	5,113	5,113	5,113
<b>CAMP PERSONNEL TOTAL</b>	<b>0</b>	<b>4,860</b>	<b>4,860</b>	<b>5,113</b>	<b>5,113</b>	<b>5,113</b>	<b>5,113</b>
CAMP CREW	0	0	0	0	0	0	0
CATERER	0	0	0	0	0	0	0
FACILITIES/OTHER	540	540	540	540	540	1,043	548
MOB/DEMOB	0	0	0	0	0	0	0
OTHER EQUIPMENT	0	0	0	0	0	0	0
RESCUE MEDICAL	0	0	0	0	0	0	0
SHOWERS	0	0	0	0	0	0	0
SUPPLIES	2,900	0	1,740	2,540	7,800	3,240	1,038
VEHICLES	0	0	0	0	0	0	0
WATER TENDERS	0	0	0	0	0	0	0
<b>CAMP SUPPORT TOTAL</b>	<b>3,440</b>	<b>540</b>	<b>2,280</b>	<b>3,080</b>	<b>8,340</b>	<b>4,283</b>	<b>1,586</b>
<b>INDIRECT TOTAL</b>	<b>3,440</b>	<b>5,400</b>	<b>7,140</b>	<b>8,193</b>	<b>13,453</b>	<b>9,396</b>	<b>6,699</b>
<b>DAILY TOTAL</b>	<b>123,776</b>	<b>88,141</b>	<b>81,385</b>	<b>54,225</b>	<b>62,244</b>	<b>56,178</b>	<b>54,235</b>

## Group Category Summary Report by Incident

Incident: ALICE CREEK (US-MT-HLF-000179) (07/22/2017 - 09/16/2017)

	08/05/2017	08/06/2017	08/07/2017	08/08/2017	08/09/2017	08/10/2017	08/11/2017
AIRTANKER	0	0	0	0	0	0	0
FIXED WING AIR	0	0	0	0	0	0	0
HEAVY HELI	25,052	0	0	0	0	0	0
LIGHT HELI	3,654	4,055	1,856	0	0	0	0
MEDIUM HELI	0	0	0	0	0	0	0
RETARDENT	0	0	0	0	0	0	0
<b>AIRCRAFT TOTAL</b>	<b>28,706</b>	<b>4,055</b>	<b>1,856</b>	<b>0</b>	<b>0</b>	<b>0</b>	<b>0</b>
HANDCREW-OTHER	6,000	6,000	6,000	6,000	6,000	6,000	6,000
HANDCREW-TYPE 1	0	0	0	0	0	0	0
HANDCREW-TYPE 2	0	0	0	0	0	0	0
HANDCREW-TYPE 2 1A	15,040	14,100	14,100	0	0	0	0
<b>CREWS TOTAL</b>	<b>21,040</b>	<b>20,100</b>	<b>20,100</b>	<b>6,000</b>	<b>6,000</b>	<b>6,000</b>	<b>6,000</b>
DOZERS	0	0	0	0	0	0	0
ENGINES	0	0	0	0	0	0	0
OTHER EQUIPMENT	0	0	0	0	0	0	0
<b>EQUIPMENT TOTAL</b>	<b>0</b>	<b>0</b>	<b>0</b>	<b>0</b>	<b>0</b>	<b>0</b>	<b>0</b>
DIRECT PERSONNEL	3,045	3,045	3,045	825	0	0	0
<b>LINE PERSONNEL TOTAL</b>	<b>3,045</b>	<b>3,045</b>	<b>3,045</b>	<b>825</b>	<b>0</b>	<b>0</b>	<b>0</b>
<b>DIRECT TOTAL</b>	<b>52,791</b>	<b>27,200</b>	<b>25,001</b>	<b>6,825</b>	<b>6,000</b>	<b>6,000</b>	<b>6,000</b>
INDIRECT PERSONNEL	253	253	253	253	253	253	253
<b>CAMP PERSONNEL TOTAL</b>	<b>253</b>	<b>253</b>	<b>253</b>	<b>253</b>	<b>253</b>	<b>253</b>	<b>253</b>
CAMP CREW	0	0	0	0	0	0	0
CATERER	0	0	0	0	0	0	0
FACILITIES/OTHER	548	548	548	548	548	548	548
MOB/DEMOB	0	0	0	0	0	0	0
OTHER EQUIPMENT	0	0	0	0	0	0	0
RESCUE MEDICAL	0	0	0	0	0	0	0
SHOWERS	0	0	0	0	0	0	0
SUPPLIES	1,250	2,914	1,971	1,077	1,497	0	840
VEHICLES	0	0	0	0	0	0	0
WATER TENDERS	0	0	0	0	0	0	0
<b>CAMP SUPPORT TOTAL</b>	<b>1,798</b>	<b>3,462</b>	<b>2,519</b>	<b>1,625</b>	<b>2,045</b>	<b>548</b>	<b>1,388</b>
<b>INDIRECT TOTAL</b>	<b>2,051</b>	<b>3,715</b>	<b>2,772</b>	<b>1,878</b>	<b>2,298</b>	<b>801</b>	<b>1,641</b>
<b>DAILY TOTAL</b>	<b>54,842</b>	<b>30,915</b>	<b>27,773</b>	<b>8,703</b>	<b>8,298</b>	<b>6,801</b>	<b>7,641</b>



## Group Category Summary Report by Incident

Incident: ALICE CREEK (US-MT-HLF-000179) (07/22/2017 - 09/16/2017)

	08/12/2017	08/13/2017	08/14/2017	08/15/2017	08/16/2017	08/17/2017	08/18/2017
AIRTANKER	0	0	0	0	0	0	0
FIXED WING AIR	0	0	0	0	0	0	0
HEAVY HELI	0	0	0	0	0	0	0
LIGHT HELI	0	0	0	0	0	0	2,964
MEDIUM HELI	0	0	0	0	0	0	0
RETARDENT	0	0	0	0	0	0	0
<b>AIRCRAFT TOTAL</b>	<b>0</b>	<b>0</b>	<b>0</b>	<b>0</b>	<b>0</b>	<b>0</b>	<b>2,964</b>
HANDCREW-OTHER	6,000	6,000	6,000	6,000	6,000	6,000	6,000
HANDCREW-TYPE 1	0	0	0	0	0	0	0
HANDCREW-TYPE 2	0	0	0	0	0	0	0
HANDCREW-TYPE 2 1A	0	0	0	0	0	0	0
<b>CREWS TOTAL</b>	<b>6,000</b>	<b>6,000</b>	<b>6,000</b>	<b>6,000</b>	<b>6,000</b>	<b>6,000</b>	<b>6,000</b>
DOZERS	0	0	0	0	0	0	0
ENGINES	0	0	0	0	0	0	0
OTHER EQUIPMENT	0	0	0	0	0	0	0
<b>EQUIPMENT TOTAL</b>	<b>0</b>	<b>0</b>	<b>0</b>	<b>0</b>	<b>0</b>	<b>0</b>	<b>0</b>
DIRECT PERSONNEL	0	0	0	0	0	0	0
<b>LINE PERSONNEL TOTAL</b>	<b>0</b>	<b>0</b>	<b>0</b>	<b>0</b>	<b>0</b>	<b>0</b>	<b>0</b>
<b>DIRECT TOTAL</b>	<b>6,000</b>	<b>6,000</b>	<b>6,000</b>	<b>6,000</b>	<b>6,000</b>	<b>6,000</b>	<b>8,964</b>
INDIRECT PERSONNEL	253	1,678	1,678	1,678	1,678	1,678	1,678
<b>CAMP PERSONNEL TOTAL</b>	<b>253</b>	<b>1,678</b>	<b>1,678</b>	<b>1,678</b>	<b>1,678</b>	<b>1,678</b>	<b>1,678</b>
CAMP CREW	0	0	0	0	0	0	0
CATERER	0	0	0	0	0	0	0
FACILITIES/OTHER	548	548	548	548	548	548	548
MOB/DEMOB	0	0	0	0	0	0	0
OTHER EQUIPMENT	0	0	0	0	0	0	0
RESCUE MEDICAL	0	0	0	0	0	0	0
SHOWERS	0	0	0	0	0	0	0
SUPPLIES	1,030	0	0	2,880	0	0	0
VEHICLES	0	0	0	0	0	0	0
WATER TENDERS	0	0	0	0	0	0	0
<b>CAMP SUPPORT TOTAL</b>	<b>1,578</b>	<b>548</b>	<b>548</b>	<b>3,428</b>	<b>548</b>	<b>548</b>	<b>548</b>
<b>INDIRECT TOTAL</b>	<b>1,831</b>	<b>2,226</b>	<b>2,226</b>	<b>5,106</b>	<b>2,226</b>	<b>2,226</b>	<b>2,226</b>
<b>DAILY TOTAL</b>	<b>7,831</b>	<b>8,226</b>	<b>8,226</b>	<b>11,106</b>	<b>8,226</b>	<b>8,226</b>	<b>11,190</b>

## Group Category Summary Report by Incident

Incident: ALICE CREEK (US-MT-HLF-000179) (07/22/2017 - 09/16/2017)

	08/19/2017	08/20/2017	08/21/2017	08/22/2017	08/23/2017	08/24/2017	08/25/2017
AIRTANKER	0	0	0	0	79,009	32,655	62,115
FIXED WING AIR	0	0	0	0	24,104	15,421	29,765
HEAVY HELI	0	0	0	0	27,395	43,166	53,813
LIGHT HELI	0	0	0	0	0	0	5,277
MEDIUM HELI	0	0	0	0	0	0	0
RETARDENT	0	0	0	0	0	0	0
<b>AIRCRAFT TOTAL</b>	<b>0</b>	<b>0</b>	<b>0</b>	<b>0</b>	<b>130,508</b>	<b>91,242</b>	<b>150,970</b>
HANDCREW-OTHER	0	0	0	0	0	0	0
HANDCREW-TYPE 1	0	0	0	0	0	0	0
HANDCREW-TYPE 2	0	0	0	0	0	0	0
HANDCREW-TYPE 2 1A	0	0	0	0	0	0	0
<b>CREWS TOTAL</b>	<b>0</b>	<b>0</b>	<b>0</b>	<b>0</b>	<b>0</b>	<b>0</b>	<b>0</b>
DOZERS	0	0	0	0	0	0	0
ENGINES	0	0	0	0	0	0	3,860
OTHER EQUIPMENT	0	0	0	0	0	0	0
<b>EQUIPMENT TOTAL</b>	<b>0</b>	<b>0</b>	<b>0</b>	<b>0</b>	<b>0</b>	<b>0</b>	<b>3,860</b>
DIRECT PERSONNEL	0	0	0	0	798	1,595	9,137
<b>LINE PERSONNEL TOTAL</b>	<b>0</b>	<b>0</b>	<b>0</b>	<b>0</b>	<b>798</b>	<b>1,595</b>	<b>9,137</b>
<b>DIRECT TOTAL</b>	<b>0</b>	<b>0</b>	<b>0</b>	<b>0</b>	<b>131,306</b>	<b>92,837</b>	<b>163,967</b>
INDIRECT PERSONNEL	1,678	1,678	1,678	1,678	4,918	2,833	20,980
<b>CAMP PERSONNEL TOTAL</b>	<b>1,678</b>	<b>1,678</b>	<b>1,678</b>	<b>1,678</b>	<b>4,918</b>	<b>2,833</b>	<b>20,980</b>
CAMP CREW	0	0	0	0	0	0	0
CATERER	0	0	0	0	0	0	0
FACILITIES/OTHER	548	548	548	548	548	548	548
MOB/DEMOB	0	0	0	0	0	0	320
OTHER EQUIPMENT	0	0	0	0	0	0	0
RESCUE MEDICAL	0	0	0	0	0	0	0
SHOWERS	0	0	0	0	0	0	0
SUPPLIES	0	200	750	0	916	500	400
VEHICLES	0	0	0	0	0	85	925
WATER TENDERS	0	0	0	0	0	0	0
<b>CAMP SUPPORT TOTAL</b>	<b>548</b>	<b>748</b>	<b>1,298</b>	<b>548</b>	<b>1,464</b>	<b>1,133</b>	<b>2,193</b>
<b>INDIRECT TOTAL</b>	<b>2,226</b>	<b>2,426</b>	<b>2,976</b>	<b>2,226</b>	<b>6,382</b>	<b>3,966</b>	<b>23,173</b>
<b>DAILY TOTAL</b>	<b>2,226</b>	<b>2,426</b>	<b>2,976</b>	<b>2,226</b>	<b>137,688</b>	<b>96,803</b>	<b>187,140</b>

## Group Category Summary Report by Incident

Incident: ALICE CREEK (US-MT-HLF-000179) (07/22/2017 - 09/16/2017)

	08/26/2017	08/27/2017	08/28/2017	08/29/2017	08/30/2017	08/31/2017	09/01/2017
AIRTANKER	214,407	241,140	824	0	53,988	11,744	22,850
FIXED WING AIR	16,730	22,901	11,269	18,805	20,221	20,036	17,057
HEAVY HELI	44,743	56,968	79,865	84,749	76,215	156,226	110,506
LIGHT HELI	8,787	4,915	3,465	4,122	4,756	4,542	6,713
MEDIUM HELI	0	11,426	36,611	45,276	32,435	36,936	5,402
RETARDENT	0	0	0	0	0	0	0
<b>AIRCRAFT TOTAL</b>	<b>284,667</b>	<b>337,350</b>	<b>132,034</b>	<b>152,952</b>	<b>187,615</b>	<b>229,484</b>	<b>162,528</b>
HANDCREW-OTHER	0	0	0	0	0	0	0
HANDCREW-TYPE 1	0	0	11,824	11,824	11,824	11,824	13,302
HANDCREW-TYPE 2	0	6,229	0	0	0	0	0
HANDCREW-TYPE 2 1A	11,615	14,496	14,496	14,496	14,496	14,496	14,451
<b>CREWS TOTAL</b>	<b>11,615</b>	<b>20,725</b>	<b>26,320</b>	<b>26,320</b>	<b>26,320</b>	<b>26,320</b>	<b>27,753</b>
DOZERS	0	6,100	6,100	8,150	11,860	11,050	11,050
ENGINES	7,412	24,032	21,717	27,697	34,901	35,428	33,648
OTHER EQUIPMENT	0	0	0	4,445	8,795	8,898	8,802
<b>EQUIPMENT TOTAL</b>	<b>7,412</b>	<b>30,132</b>	<b>27,817</b>	<b>40,292</b>	<b>55,556</b>	<b>55,376</b>	<b>53,500</b>
DIRECT PERSONNEL	11,252	12,310	15,596	15,065	17,064	20,894	21,224
<b>LINE PERSONNEL TOTAL</b>	<b>11,252</b>	<b>12,310</b>	<b>15,596</b>	<b>15,065</b>	<b>17,064</b>	<b>20,894</b>	<b>21,224</b>
<b>DIRECT TOTAL</b>	<b>314,946</b>	<b>400,517</b>	<b>201,767</b>	<b>234,629</b>	<b>286,555</b>	<b>332,074</b>	<b>265,005</b>
INDIRECT PERSONNEL	37,972	46,569	48,465	51,714	59,128	69,114	70,143
<b>CAMP PERSONNEL TOTAL</b>	<b>37,972</b>	<b>46,569</b>	<b>48,465</b>	<b>51,714</b>	<b>59,128</b>	<b>69,114</b>	<b>70,143</b>
CAMP CREW	0	2,886	3,441	3,448	4,690	6,457	6,148
CATERER	0	0	9,409	12,557	10,723	14,254	12,436
FACILITIES/OTHER	4,967	13,648	21,263	13,092	12,535	14,530	14,508
MOB/DEMOB	5,130	10,020	4,693	9,323	5,657	6,157	4,545
OTHER EQUIPMENT	1,400	7,079	6,983	8,691	7,183	7,653	7,806
RESCUE MEDICAL	0	0	0	0	1,650	3,300	3,300
SHOWERS	0	0	16,401	5,518	5,488	4,840	4,840
SUPPLIES	0	12,912	9,924	15,679	12,861	20,260	19,346
VEHICLES	2,400	2,670	3,210	7,837	9,221	6,528	6,892
WATER TENDERS	0	0	1,350	4,164	3,864	3,864	3,964
<b>CAMP SUPPORT TOTAL</b>	<b>13,897</b>	<b>49,215</b>	<b>76,674</b>	<b>80,309</b>	<b>73,872</b>	<b>87,843</b>	<b>83,785</b>
<b>INDIRECT TOTAL</b>	<b>51,869</b>	<b>95,784</b>	<b>125,139</b>	<b>132,023</b>	<b>133,000</b>	<b>156,957</b>	<b>153,928</b>
<b>DAILY TOTAL</b>	<b>366,815</b>	<b>496,301</b>	<b>326,906</b>	<b>366,652</b>	<b>419,555</b>	<b>489,031</b>	<b>418,933</b>



## Group Category Summary Report by Incident

Incident: ALICE CREEK (US-MT-HLF-000179) (07/22/2017 - 09/16/2017)

	09/02/2017	09/03/2017	09/04/2017	09/05/2017	09/06/2017	09/07/2017	09/08/2017
AIRTANKER	64,200	0	189,884	85,942	0	141,638	0
FIXED WING AIR	10,249	7,199	24,755	11,982	10,852	14,121	11,287
HEAVY HELI	71,631	87,835	156,025	89,996	36,642	183,927	69,706
LIGHT HELI	5,383	3,030	4,794	5,162	2,034	2,855	4,112
MEDIUM HELI	9,183	5,706	22,601	8,690	27,185	26,312	15,299
RETARDENT	0	0	0	0	0	0	0
<b>AIRCRAFT TOTAL</b>	<b>160,646</b>	<b>103,770</b>	<b>398,059</b>	<b>201,772</b>	<b>76,713</b>	<b>368,853</b>	<b>100,404</b>
HANDCREW-OTHER	0	0	0	0	0	0	0
HANDCREW-TYPE 1	12,563	11,824	18,391	28,860	28,693	29,432	29,432
HANDCREW-TYPE 2	0	0	0	0	0	0	0
HANDCREW-TYPE 2 1A	13,776	26,273	35,359	35,243	29,725	29,725	29,725
<b>CREWS TOTAL</b>	<b>26,339</b>	<b>38,097</b>	<b>53,750</b>	<b>64,103</b>	<b>58,418</b>	<b>59,157</b>	<b>59,157</b>
DOZERS	11,050	11,050	11,050	17,281	23,781	25,281	26,181
ENGINES	35,540	38,835	36,489	39,458	49,753	55,198	60,752
OTHER EQUIPMENT	12,250	15,650	12,250	15,650	15,650	15,239	15,070
<b>EQUIPMENT TOTAL</b>	<b>58,840</b>	<b>65,535</b>	<b>59,789</b>	<b>72,389</b>	<b>89,184</b>	<b>95,718</b>	<b>102,003</b>
DIRECT PERSONNEL	22,362	21,880	21,319	21,124	22,779	25,138	35,556
<b>LINE PERSONNEL TOTAL</b>	<b>22,362</b>	<b>21,880</b>	<b>21,319</b>	<b>21,124</b>	<b>22,779</b>	<b>25,138</b>	<b>35,556</b>
<b>DIRECT TOTAL</b>	<b>268,187</b>	<b>229,282</b>	<b>532,917</b>	<b>359,388</b>	<b>247,094</b>	<b>548,866</b>	<b>297,120</b>
INDIRECT PERSONNEL	73,484	71,249	69,297	69,362	68,205	69,201	84,653
<b>CAMP PERSONNEL TOTAL</b>	<b>73,484</b>	<b>71,249</b>	<b>69,297</b>	<b>69,362</b>	<b>68,205</b>	<b>69,201</b>	<b>84,653</b>
CAMP CREW	6,376	6,376	6,376	6,376	6,265	6,225	6,225
CATERER	12,433	12,097	19,731	18,522	19,840	15,884	14,823
FACILITIES/OTHER	54,398	16,238	15,536	15,599	18,375	18,261	19,055
MOB/DEMOB	4,995	4,545	4,761	8,131	6,781	6,781	6,563
OTHER EQUIPMENT	7,365	8,672	7,636	7,714	7,987	7,769	8,181
RESCUE MEDICAL	3,300	3,300	3,300	3,300	3,300	3,300	3,300
SHOWERS	5,383	4,580	4,580	4,580	4,580	4,580	4,580
SUPPLIES	15,390	11,574	17,504	15,865	14,092	13,592	15,915
VEHICLES	6,974	7,217	7,113	7,393	6,812	6,738	6,425
WATER TENDERS	4,670	6,964	7,164	6,964	10,064	10,444	10,444
<b>CAMP SUPPORT TOTAL</b>	<b>121,284</b>	<b>81,563</b>	<b>93,701</b>	<b>94,444</b>	<b>98,096</b>	<b>93,574</b>	<b>95,511</b>
<b>INDIRECT TOTAL</b>	<b>194,768</b>	<b>152,812</b>	<b>162,998</b>	<b>163,806</b>	<b>166,301</b>	<b>162,775</b>	<b>180,164</b>
<b>DAILY TOTAL</b>	<b>462,955</b>	<b>382,094</b>	<b>695,915</b>	<b>523,194</b>	<b>413,395</b>	<b>711,641</b>	<b>477,284</b>

**Group Category Summary Report by Incident**  
**Incident: ALICE CREEK (US-MT-HLF-000179) (07/22/2017 - 09/16/2017)**

	09/09/2017	09/10/2017	09/11/2017	09/12/2017	09/13/2017	09/14/2017	09/15/2017
AIRTANKER	132,225	50,616	101,642	87,304	60,824	0	0
FIXED WING AIR	9,410	14,751	14,289	6,358	12,738	10,522	7,660
HEAVY HELI	107,483	141,468	132,435	146,112	141,983	35,206	24,500
LIGHT HELI	17,769	9,192	17,195	8,816	11,087	0	4,966
MEDIUM HELI	13,347	1,440	0	0	3,781	0	0
RETARDENT	0	0	0	0	0	0	0
<b>AIRCRAFT TOTAL</b>	<b>280,234</b>	<b>217,467</b>	<b>265,561</b>	<b>248,590</b>	<b>230,413</b>	<b>45,728</b>	<b>37,126</b>
HANDCREW-OTHER	0	0	0	0	0	0	0
HANDCREW-TYPE 1	36,408	38,850	18,352	29,179	31,184	30,370	14,222
HANDCREW-TYPE 2	0	0	0	0	0	0	0
HANDCREW-TYPE 2 1A	23,308	23,887	24,168	23,530	23,530	24,307	16,380
<b>CREWS TOTAL</b>	<b>59,716</b>	<b>62,737</b>	<b>42,520</b>	<b>52,709</b>	<b>54,714</b>	<b>54,677</b>	<b>30,602</b>
DOZERS	29,206	24,436	24,481	24,481	21,450	21,450	21,450
ENGINES	63,564	84,460	104,517	107,522	106,704	105,870	88,821
OTHER EQUIPMENT	15,070	15,070	15,070	15,070	15,070	15,070	15,595
<b>EQUIPMENT TOTAL</b>	<b>107,840</b>	<b>123,966</b>	<b>144,068</b>	<b>147,073</b>	<b>143,224</b>	<b>142,390</b>	<b>125,866</b>
DIRECT PERSONNEL	37,456	36,587	36,660	33,844	33,126	31,734	24,123
<b>LINE PERSONNEL TOTAL</b>	<b>37,456</b>	<b>36,587</b>	<b>36,660</b>	<b>33,844</b>	<b>33,126</b>	<b>31,734</b>	<b>24,123</b>
<b>DIRECT TOTAL</b>	<b>485,246</b>	<b>440,757</b>	<b>488,809</b>	<b>482,216</b>	<b>461,477</b>	<b>274,529</b>	<b>217,717</b>
INDIRECT PERSONNEL	96,404	94,630	91,788	80,296	75,298	72,674	51,894
<b>CAMP PERSONNEL TOTAL</b>	<b>96,404</b>	<b>94,630</b>	<b>91,788</b>	<b>80,296</b>	<b>75,298</b>	<b>72,674</b>	<b>51,894</b>
CAMP CREW	6,376	6,287	2,735	2,735	2,735	2,735	2,735
CATERER	19,429	11,709	33,503	54,008	46,272	49,257	40,227
FACILITIES/OTHER	60,132	47,459	46,869	42,824	45,439	42,143	42,048
MOB/DEMOB	6,563	21,545	10,480	6,857	5,157	5,590	9,311
OTHER EQUIPMENT	7,771	8,347	8,327	7,479	8,313	8,258	9,828
RESCUE MEDICAL	3,300	5,950	5,950	5,950	5,950	5,950	5,950
SHOWERS	4,580	5,253	4,450	4,450	4,450	4,450	4,450
SUPPLIES	12,892	12,332	16,541	22,839	20,956	19,370	10,706
VEHICLES	6,272	5,991	5,955	6,123	5,990	6,476	3,914
WATER TENDERS	11,944	16,664	20,064	20,064	20,064	20,064	14,369
<b>CAMP SUPPORT TOTAL</b>	<b>139,259</b>	<b>141,537</b>	<b>154,874</b>	<b>173,329</b>	<b>165,326</b>	<b>164,293</b>	<b>143,538</b>
<b>INDIRECT TOTAL</b>	<b>235,663</b>	<b>236,167</b>	<b>246,662</b>	<b>253,625</b>	<b>240,624</b>	<b>236,967</b>	<b>195,432</b>
<b>DAILY TOTAL</b>	<b>720,909</b>	<b>676,924</b>	<b>735,471</b>	<b>735,841</b>	<b>702,101</b>	<b>511,496</b>	<b>413,149</b>



## Group Category Summary Report by Incident

Incident: ALICE CREEK (US-MT-HLF-000179) (07/22/2017 - 09/16/2017)

	09/16/2017	TOTAL
AIRTANKER	0	1,633,007
FIXED WING AIR	0	399,292
HEAVY HELI	0	2,699,008
LIGHT HELI	0	202,266
MEDIUM HELI	0	377,765
RETARDENT	0	0
<b>AIRCRAFT TOTAL</b>	<b>0</b>	<b>5,311,338</b>
HANDCREW-OTHER	0	84,000
HANDCREW-TYPE 1	10,212	428,570
HANDCREW-TYPE 2	0	6,229
HANDCREW-TYPE 2 1A	16,380	712,622
<b>CREWS TOTAL</b>	<b>26,592</b>	<b>1,231,421</b>
DOZERS	15,960	362,898
ENGINES	50,133	1,216,311
OTHER EQUIPMENT	7,845	246,559
<b>EQUIPMENT TOTAL</b>	<b>73,938</b>	<b>1,825,768</b>
DIRECT PERSONNEL	22,303	612,741
<b>LINE PERSONNEL TOTAL</b>	<b>22,303</b>	<b>612,741</b>
<b>DIRECT TOTAL</b>	<b>122,833</b>	<b>8,981,268</b>
INDIRECT PERSONNEL	49,006	1,578,253
<b>CAMP PERSONNEL TOTAL</b>	<b>49,006</b>	<b>1,578,253</b>
CAMP CREW	2,735	100,362
CATERER	39,903	467,017
FACILITIES/OTHER	42,048	637,636
MOB/DEMOB	9,359	163,264
OTHER EQUIPMENT	9,828	170,270
RESCUE MEDICAL	5,950	76,300
SHOWERS	4,450	106,483
SUPPLIES	206	365,814
VEHICLES	4,144	133,305
WATER TENDERS	6,325	203,478
<b>CAMP SUPPORT TOTAL</b>	<b>124,948</b>	<b>2,423,929</b>
<b>INDIRECT TOTAL</b>	<b>173,954</b>	<b>4,002,182</b>
<b>DAILY TOTAL</b>	<b>296,787</b>	<b>12,983,450</b>

